



January 2012

# TLC Quilters Newsletter

## PRESIDENT'S MESSAGE

Well, a new year is upon us and I am filled with hope for the future!! I know that the new Board and I are looking forward to a fun-filled 2012! With your help, I am sure that we can make things happen.

Our quilt show is in May and preparations are well underway. Everyone's help will be needed to have a successful show.

I enjoy talking to everyone in our guild. Many teachers have told me how much they like coming out to talk to us because we are such a friendly guild to visit. At the January meeting, I would like to try something a little different, so make sure you come and participate. The guild is only as good as the people who make things happen!!!

## Happy New Year!!

**Jean Kuper**  
*president*



## Calendar of Events

January 12 – TLC meeting

January 14 – So. Calif.  
Council of Quilt Guilds  
meeting @ Walter Ehler  
Community Center, Buena  
Park (2 miles from M&L  
Fabrics!)

January 19 – 22 – Road to  
California

February 18 – 19 – South  
Bay Quilters Quilt Show @  
Torrance Cultural Art  
Center, Torrance

## Philanthropy Report

Ladies, I look forward to being your Philanthropy Chairman again for 2012. Carol Rosetti and Karen Pinkelman have volunteered to be on my committee. We look forward to a wonderful year of making quilts for our charities. I will not be at the January Guild meeting as I will be on vacation, but Carol and Karen will be there to accept your quilts. I will also miss the February Guild meeting as I will be having my second breast reconstruction surgery on February 6. Mark your calendars for Monday February 27 as I will be having a sew in at my home to put together quilt kits for 2012. You will need to bring your rotary cutters, mats, and quilt rulers. We have a lot of fun at these get togethers so I hope a lot of you can come. For our lunch break I will have assorted meats and cheeses for sandwiches. You can bring finger desserts. My address is 804 South Calvados Ave. in Covina. I live on the corner of Workman and Calvados just one block West of Citrus. There is a Dalia's Pizza next to our house. My telephone No. is (626) 966-9350. I set up some tentative dates for workshops at Ginger's Quilt Shop, but haven't had them confirmed yet. I will give you the dates for the year in my February newsletter. I am also looking into setting up some workshops at the Sew N Sew. My husband and I will be delivering our Soldier quilts to Cathy Dolan in Lakewood on December 22 so Cathy and take them to the Northridge Veterans Hospital for Christmas. Carol, Karen and myself have plenty of ideas for our Philanthropy year, and of course, if any thing comes up that our quilts are needed we will let you know and put together some special workshops. Have a wonderful and healthy holiday season and I will see you at my home in February and at the March Guild meeting.

**Pat Maxcy**  
*Philanthropy Chairman*

## SHOW & TELL



Toni Pici & her friend Muriel  
from Australia!



Two of our wonderful  
Scouts!

## Membership Report

Because of the holiday dinner festivities last month this will be short.

Please remember to submit your dues with your signed application, this month if possible. The application is included with this newsletter.

Thank you to those who have already paid, and remember the cut-off date for our member booklet will be February.

Membership committee:

*Bev Gallatin and Irene Parker*

## Treasurer's Report

TLC Treasurer's Report	December
<b>INCOME</b>	
Christmas Drawing	
Library sales	
<b>TOTAL INCOME</b>	
<b>EXPENSES</b>	
Postage	
Newsletter	
Hospitality	
Christmas Dinner	
Insurance	
Facility	
<b>TOTAL EXPENSES</b>	

## Opportunity Quilt News

Dear Members,

For those of you that have not had a chance to pick up your raffle ticket packet, please stop by our table towards the back of the room. If anyone would like additional tickets, we'll have them too.

Thank you for your support.  
The Quilt Moms

## Share Your Challenge Projects!

If you have participated in previous guild Challenges, please bring your projects to the JANUARY meeting to share and show new Members what a variety of quilts emerge from just one fabric.

Thanks, Roberta Taylor 2012  
Challenge

## Fun January Holidays

- 3<sup>rd</sup> – Festival of Sleep Day & Fruitcake Toss Day
- 6<sup>th</sup> – Bean Day
- 10<sup>th</sup> – Peculiar People Day
- 12<sup>th</sup> – Feast of Fabulous Wild Men Day**
- 16<sup>th</sup> – National Nothing Day
- 19<sup>th</sup> – National Popcorn Day
- 25<sup>th</sup> – Opposite Day
- 28<sup>th</sup> – National Kazoo Day
- 31<sup>st</sup> – Inspire Your Heart with Art Day

## Membership Meeting

Second Thursday of each month  
6:00 – 6:30 p.m.....Sew, share & hospitality  
6:30 – 8:30 p.m.....General meeting  
Covina United Methodist Church  
437 W. San Bernardino Road  
Covina, CA 91723-1521  
www.TLCQuilters.org  
E-mail: [tlcquilters@yahoo.com](mailto:tlcquilters@yahoo.com)

### 2012 Board and Committee Chairs

President	Jean Kuper
1st Vice President/Programs	Laura McWilliams
2nd Vice Pres./Membership	Bev Gallatin Irene Parker
Secretary	Dottie Grinstead
Treasurer	Charlotte Lind
Ambassador	Sandra Ramirez
<b>Block of the Month</b>	
Door Prizes & Gift Baskets	Liz Leahy
Split the Pot	Brenda Wakeland Barbara Kachic & Toni Pici & Judy Voudouris
Historian	
<b>Hospitality</b>	
Librarian	Olga Alvarez- Sandoval
Newsletter	Sue Laughton
Newsletter Mailing	Marie Murphy
<b>Parliamentarian</b>	
Philanthropy	Pat Maxcy
<b>Publicity &amp; Advertising</b>	
<b>Secret Pals</b>	
<b>Show &amp; Tell</b>	
<b>So. Calif. Council Rep</b>	
<b>Special Events</b>	
Sunshine	Marlene Hinton
Webmaster	Sue Laughton
Swap-a-Block/Charm Squares	JoAnne Turnbull

### 2012 Challenge!

The 2012 Fabric Challenge will give you the opportunity to create a project depicting the theme of "How Does Your Garden Grow?" in keeping with TLC's Quilt Show - "A Grandmother's Flower Garden". Kits can be purchased starting in January for \$4.00 and will contain a fat quarter of the challenge fabric plus the information for completing your entry. You'll have a choice between 2 fabrics again this year.

Any quilty item is acceptable as long as it contains the challenge fabric and does not exceed 160" in total outside measurement. Your completed projects will be displayed at the TLC Quilt Show on May 5 & 6.

Prizes of quilt store gift certificates will be awarded for "Best use of Challenge Fabric" and "Best Interpretation of Theme".

So find the Challenge table at the meeting and be among the first to see and purchase the exciting challenge fabric kit!!!

Roberta Taylor,  
Challenge Chairperson

### Did you know?

Quilting wasn't considered to be an art form until the 1960s. Abstract art was the rage during this time. Two art collectors, Johnathan Holstein and Gale van der Hoof, made the connection between contemporary modern art and quilting. This led to an exhibit at the Whitney Museum in New York, "Abstract Design in American Quilts," which went on to tour throughout the United States and Europe.

----[www.life123.com](http://www.life123.com)

## Swap a Block & Charm Squares

### Swap a Block:

Using 100% quilting cotton fabric, make 6 (six) 6.5" unfinished blocks, any block you want to make, in the fabric theme for the month. Bring them and we'll swap them with others. Put the blocks into a bag with your name on it. Make as many groups of 6 blocks as you wish.

**SELVAGES MUST BE REMOVED.**

### Charm Squares:

Bring 6 (six) 6.5" squares (100% quilting cotton) in the theme for the month. I'll swap them with those that others bring. Bring as many as you like, **SELVAGES MUST BE REMOVED.** These blocks can be used to make a cute quilt, place mats, aprons or pot holders, etc.

### Fat Quarter Drawing:

Now EVERY MONTH, for Members only. Bring one or more fat quarters (18" by 22" piece of 100% quilting cotton) rolled into a bundle. Put your name inside and tie or use a rubber band to secure it. Place the fat quarter into the RED FQ bag on the Swap-a-block table. We will draw a FQ and the person whose name is inside will take home all the FQ's. If there are twenty or more we will draw two names. Please be sure that your FQ follows the theme.

## 6.5" Charm Swap, 6.5" Block Swap and Fat Quarter Drawing Themes for 2011

### 2012

Jan - Anything goes, any color or print

Feb - Reds & Whites, red or white or red & white

Mar - Pastels, sherbets

Apr - 30's fabrics

May - Brights

June - Polka Dots

**You can't win if you don't bring a fat quarter!!**

**Any ideas? Help me out here!!**

JoAnne Turnbull

## Covina Book Store



234 N. Citrus Ave  
Covina, CA 91723  
626 / 966 - 7434

hours  
Mon - Sat 9:30 - 9:00  
Sunday 11:00 - 6:00

Books for the Entire Family

5000+ Bolts, 2 Classrooms

We specialize in MODA and Batik fabric  
JANOME Sewing Machines & Horn Furniture

*The Fabric Patch*

909-985-9000

5436D Arrow Hwy Montclair, Ca. 91763  
www.thefabricpatch.com

J.S. Ivins General Contractor Lic. #913804

## Handyman

*Doing the little things  
that others won't*

**Jim (626) 221-1426**

Patches / repairs / replacements  
wood--drywall--concrete--electrical--plumbing  
molding / paint / windows / sprinklers / drains

## December's make up in January Paper Piecing BOM

So much fun was being had in December getting ready for our Holiday Party that the Paper Pieced drawing was held over 'til January. We will collect the lighthouse and seaweed blocks this month for our final drawing of the "Water Fun" blocks,

In an additional attachment to the e-mailed newsletter are the last patterns from December: a lighthouse and seaweed. Bring as many of each as you like to the January meeting. Your name goes in the drawing basket for each block you make.

Hoping to see some "Water Fun" or ? quilts soon at show 'n tell!

Happy New Year!!

Roberta Taylor,

P.S. I have a notebook of information all ready to pass on to this year's paper piecing person. If you are interested, come see me.

## More Show & Tell



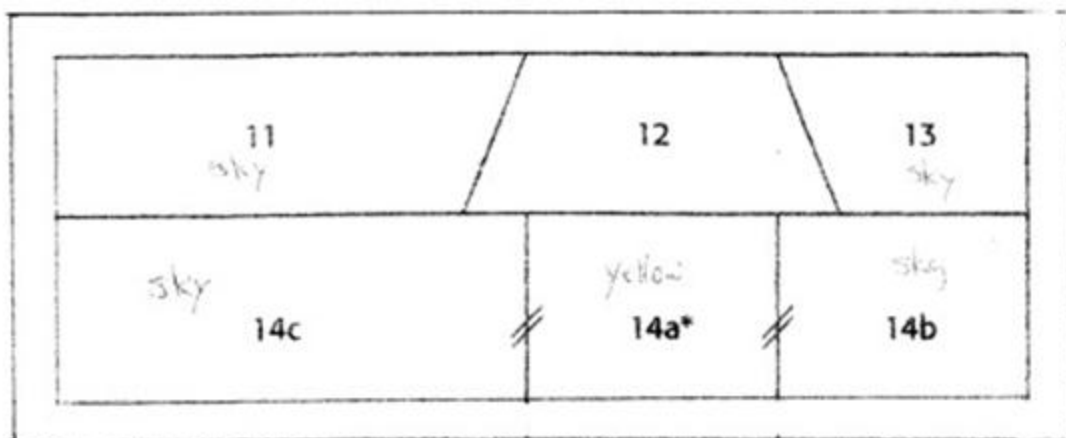
**Sue Peterson's  
President's Quilt**



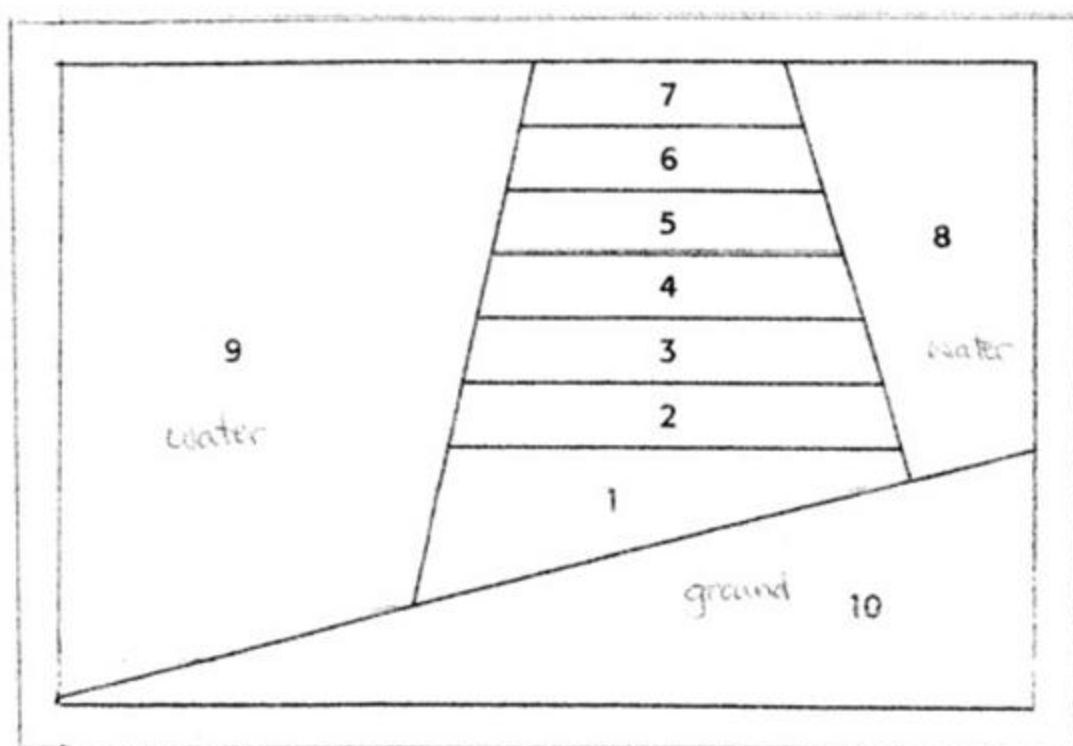
Christmas Party - delicious food from Frizella's Roastery & excellent service from the Scouts!



## TLC Paper Piecing BOM - LIGHTHOUSE - December 2011



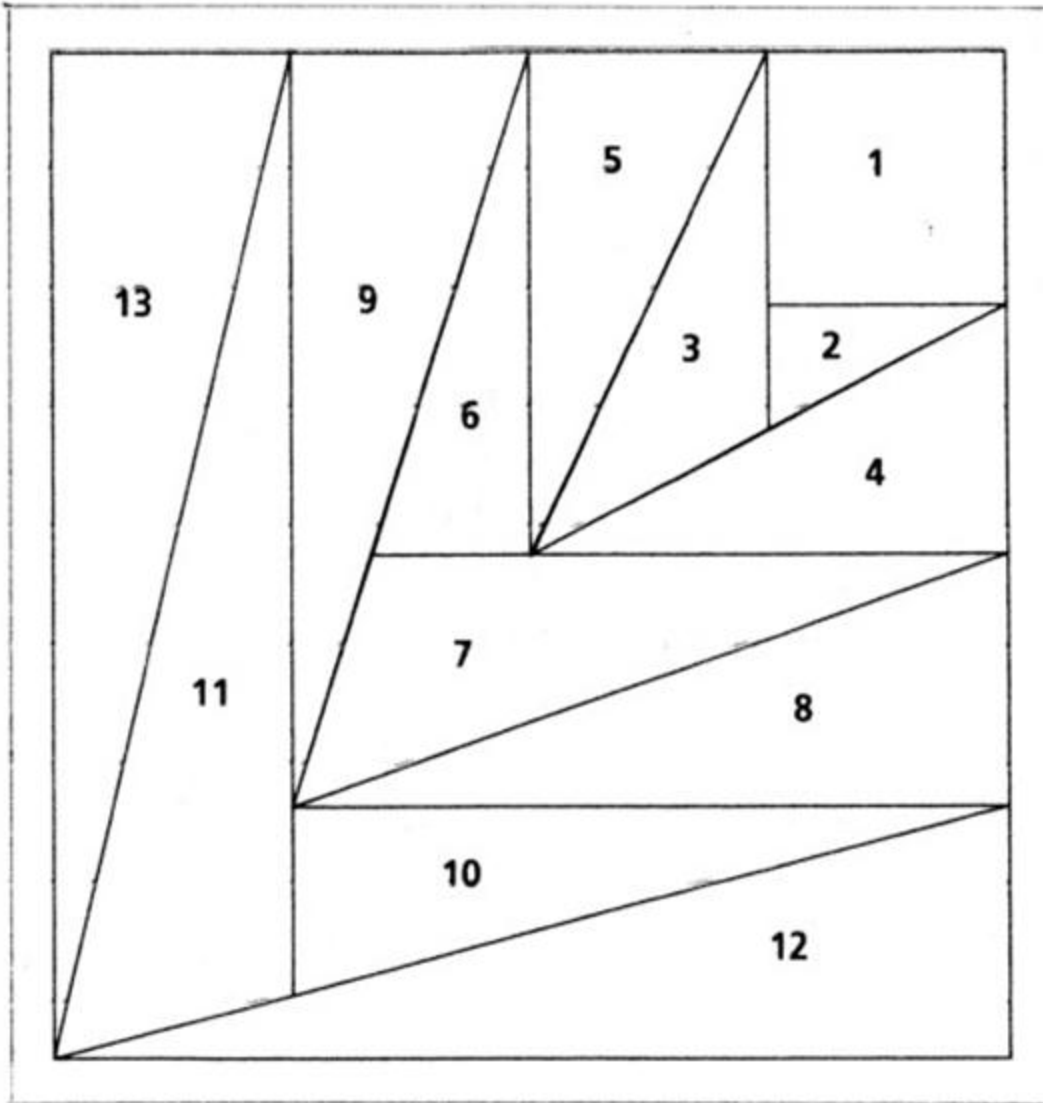
\* //  
Sew together  
14a b + c  
before attaching  
to 11-12-13 line.



Be sure to check the size of this block. Adjust if necessary to make it a total of 6 1/2" sq including a 1/4" seam allowance around the outside. Leave paper on the back.

For every block you turn in you get a ticket in the basket. NO LIMIT!! Names will be drawn for sets of blocks according to the total turned in.

TLC Paper Piecing BOM - SEAWEED - December 2011



Be sure to check the size of this block. Adjust if necessary to make it a total of  $6\frac{1}{2}$ " sq including a  $\frac{1}{4}$ " seam allowance around the outside. Leave paper on the back.

For every block you turn in you get a ticket in the basket. NO LIMIT!! Names will be drawn for sets of blocks according to the total turned in.